

Google Chrome Flash Settings for the Traveler Information Map Cameras

Problem

Google released an update to their Chrome browser that affects user's ability to view our streaming cameras on the Traveler Information Map. The issue impacts all the cameras on the Skyline network, both urban and rural.

This document will help you walk callers through the steps necessary to reconfigure their browser to allow the Flash video to work.

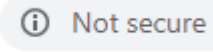
The fix

Below are two sets of instructions, the first is just a list of the steps and the second includes screenshots:

Instructions:

Open a Google Chrome browser

Enter the map URL: traveler.modot.org

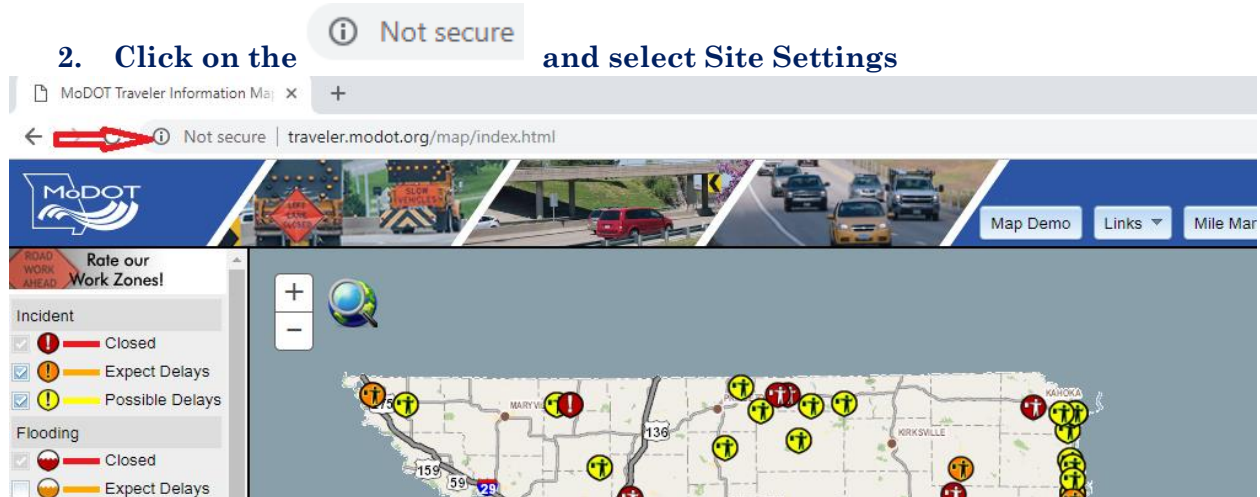
Click on the  and select Site Settings

Go to Flash and Select 'Allow'

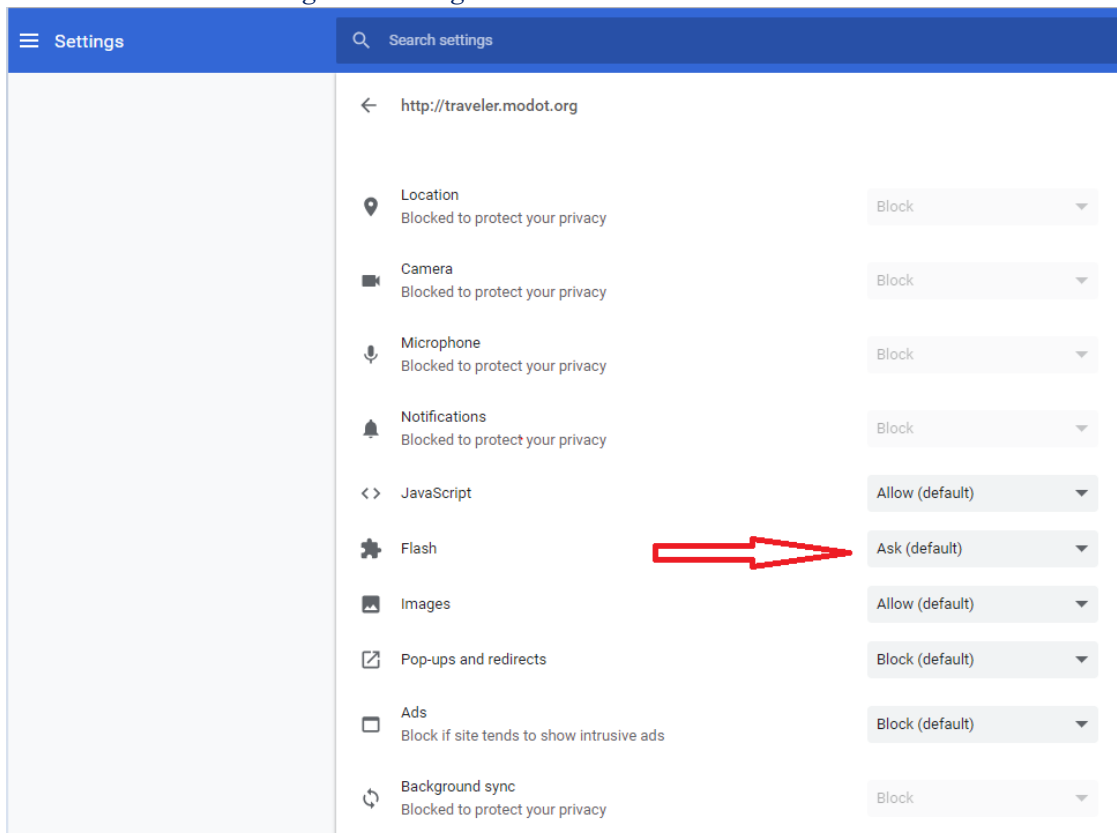
Press F5 on the keyboard to reload the browser and users will now be able to view the streaming traffic cameras

Instructions with screenshots:


1. Open the Chrome Browser and go to the url: traveler.modot.org



3. Go to the Flash setting and change it to Allow



4. Select Allow



5. Hit the F5 key, or refresh your browser window.
6. With this Flash settings update the user should now be able to play video.